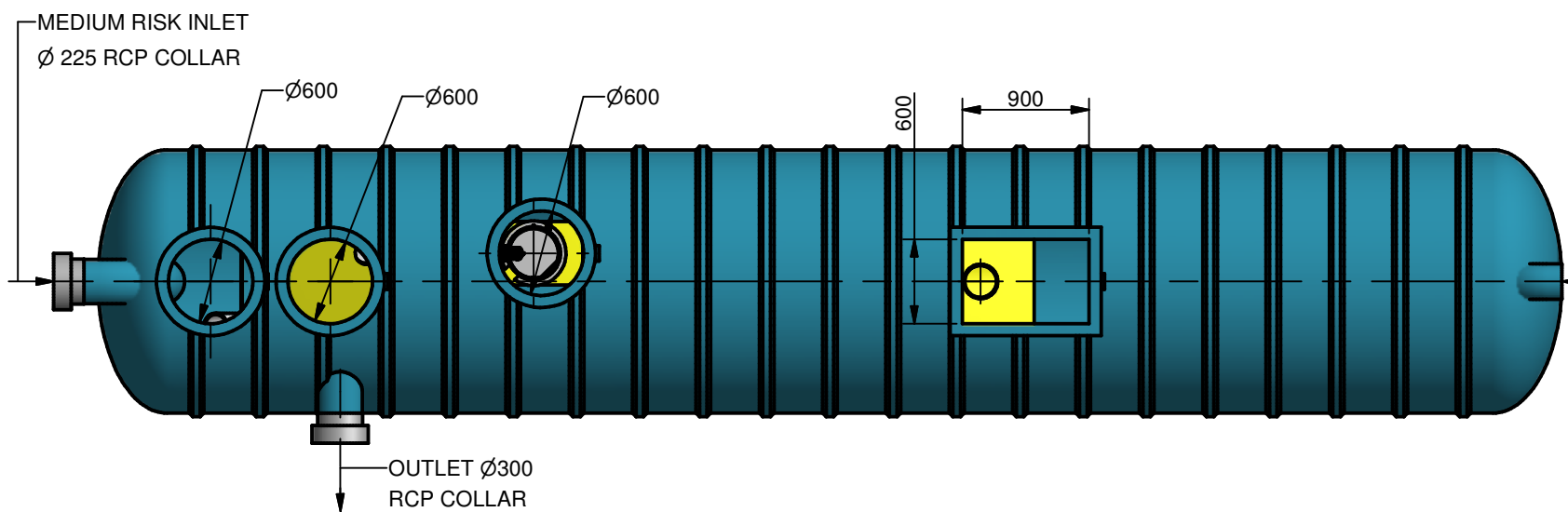
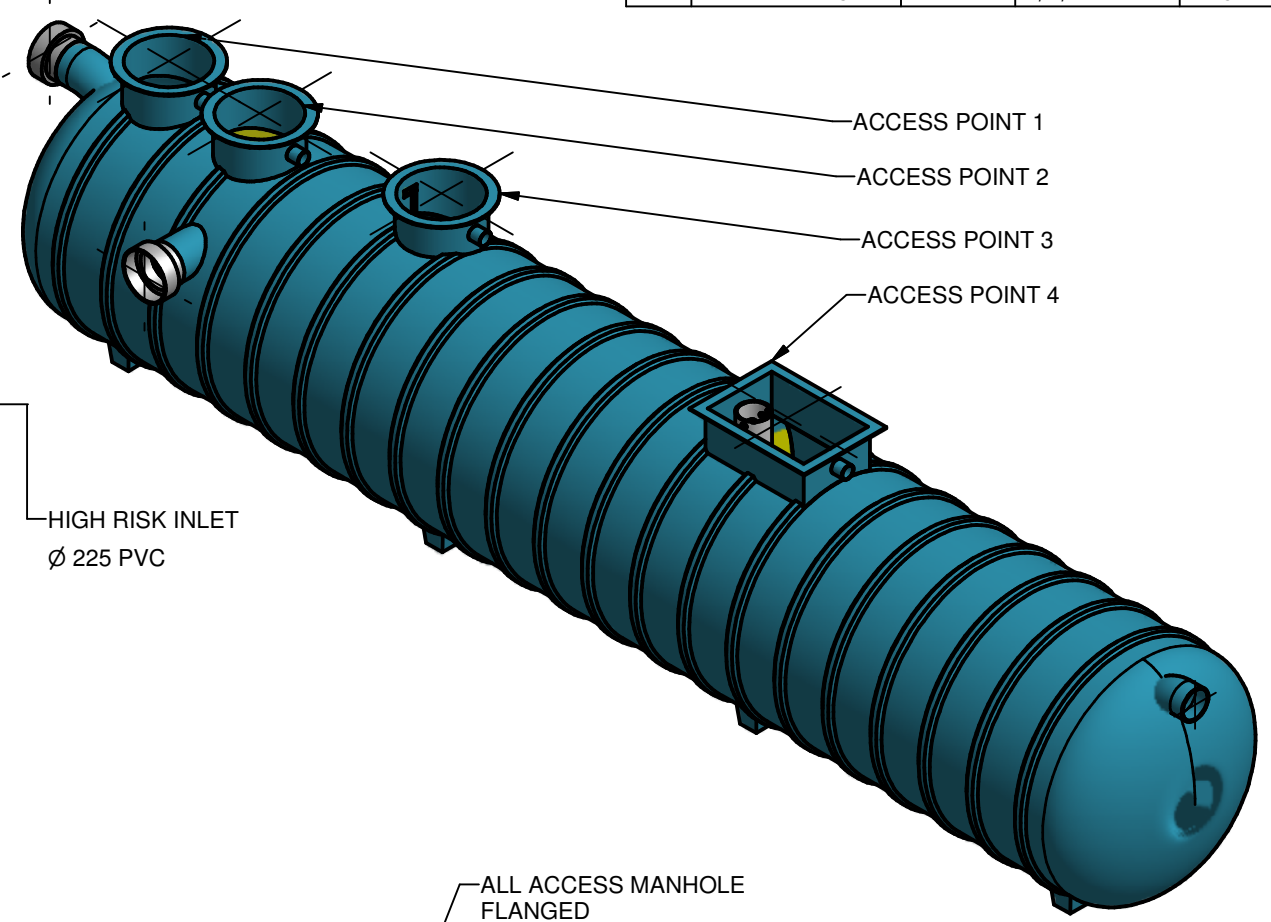


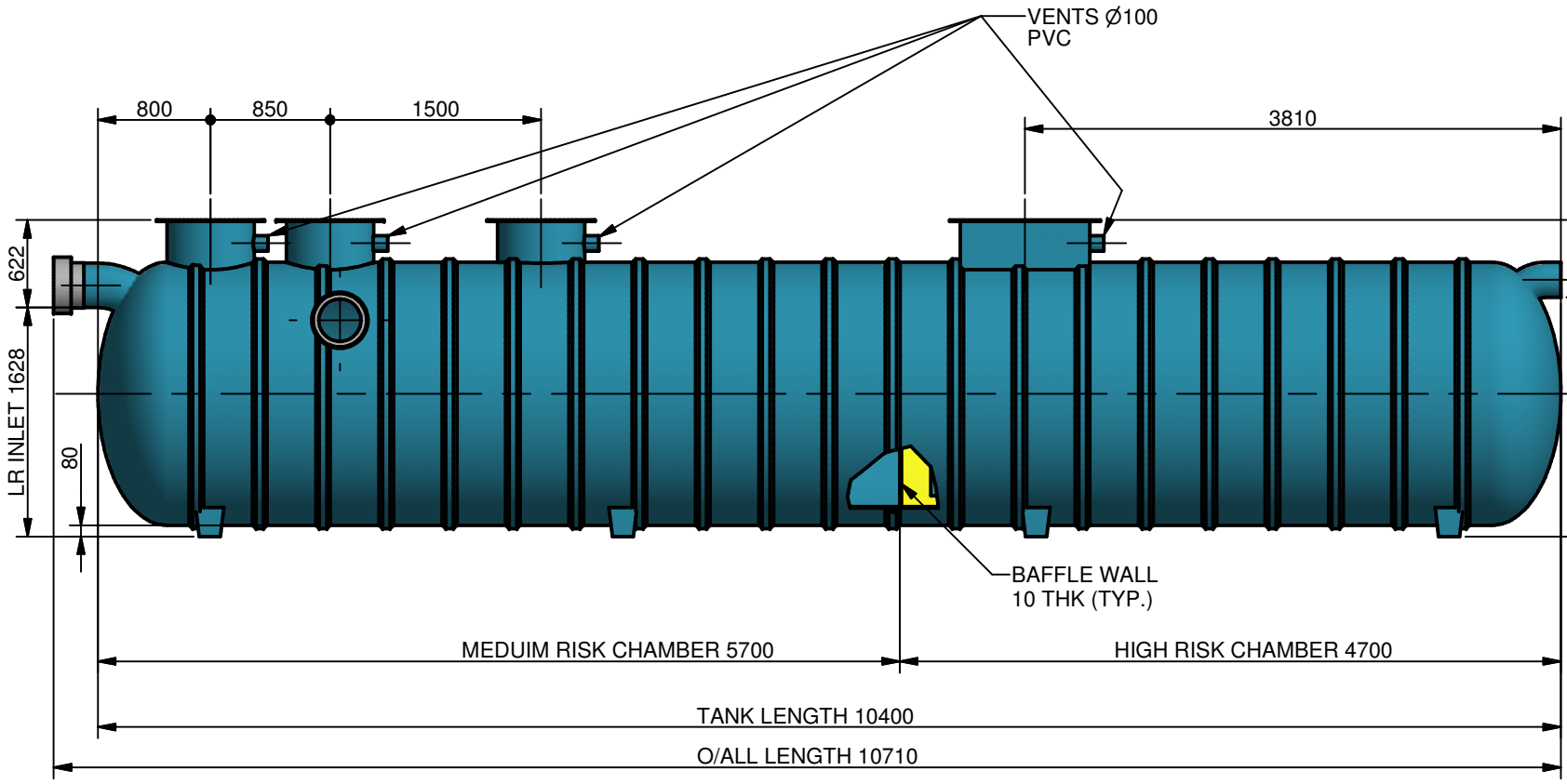
REVISION HISTORY				
REV	DESCRIPTION	DESIGNER	DATE	CHECKED BY
1	INITIAL RELEASE	M.M	23/09/2013	J.L



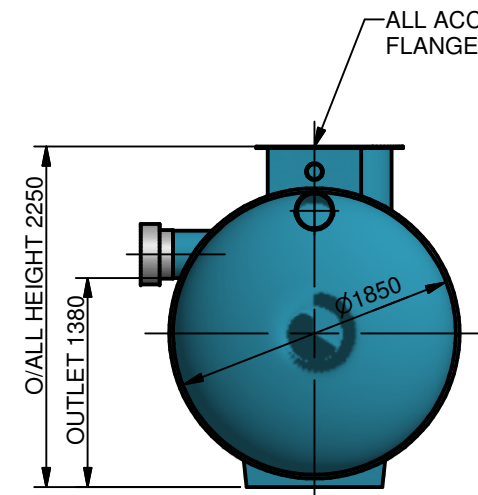
PLAN VIEW



ISOMETRIC VIEW



ELEVATION VIEW



**END VIEW
INLET**

NOTES:

- ACCESS POINT 1 : FIRST CHAMBER
- ACCESS POINT 2 : BY PASS CHAMBER
- ACCESS POINT 3 : COALESCER CHAMBER
- ACCESS POINT 4 : AUTO CLOSURE VALVE CHAMBER

APPROVED.....

NAME.....

SIGNED.....

DATE...../...../.....

ISSUE FOR APPROVAL
NOT FOR CONSTRUCTION

CLIENT:

P.J. YTRUP & ASSOCIATES
PTY. LTD.
Consulting Engineers

CONFIDENTIAL - The drawings must not be disclosed to any third parties without written permission from SPEL Environmental Sydney. Unauthorised disclosure may result in prosecution.
© SPEL Environmental - This drawing is the property of SPEL Environmental ABN: 83 151 832 629 and is subject to return on demand. It is submitted for the use only in connection with the proposal and contracts of SPEL Environmental with the expressed conditions that it is not to be reproduced or copied in any form. This data must only be used in accordance with our standard terms and conditions.
© Copyright
SPEL Environmental accepts no responsibility for any loss or damage resulting from any person acting on this information. The details and dimensions contained in this document may change, please check with SPEL Environmental for confirmation of current specifications.

Drawn M.M	Date 23/09/2013
CHECKED BY J.L	Date 23/09/2013
Verified K.J	Date
Approved A.H	Date
Dig. Add.	

SPEL
ENVIRONMENTAL
INTEGRATED WATER SOLUTIONS

100 Silverwater Road Silverwater NSW 2128
PH: 1300 773 500 | E: sales@spel.com.au
www.spel.com.au

TITLE TRICEPTOR T.300/160/40/8.C1.3C APCO PETROLUM WODONGA SERVICE CENTER GENERAL ARRANGEMENT			
CODE K32854	SIZE A3	SHEET 1	REV 1
SCALE N.T.S	DWG No. SP13-TR1100-P		