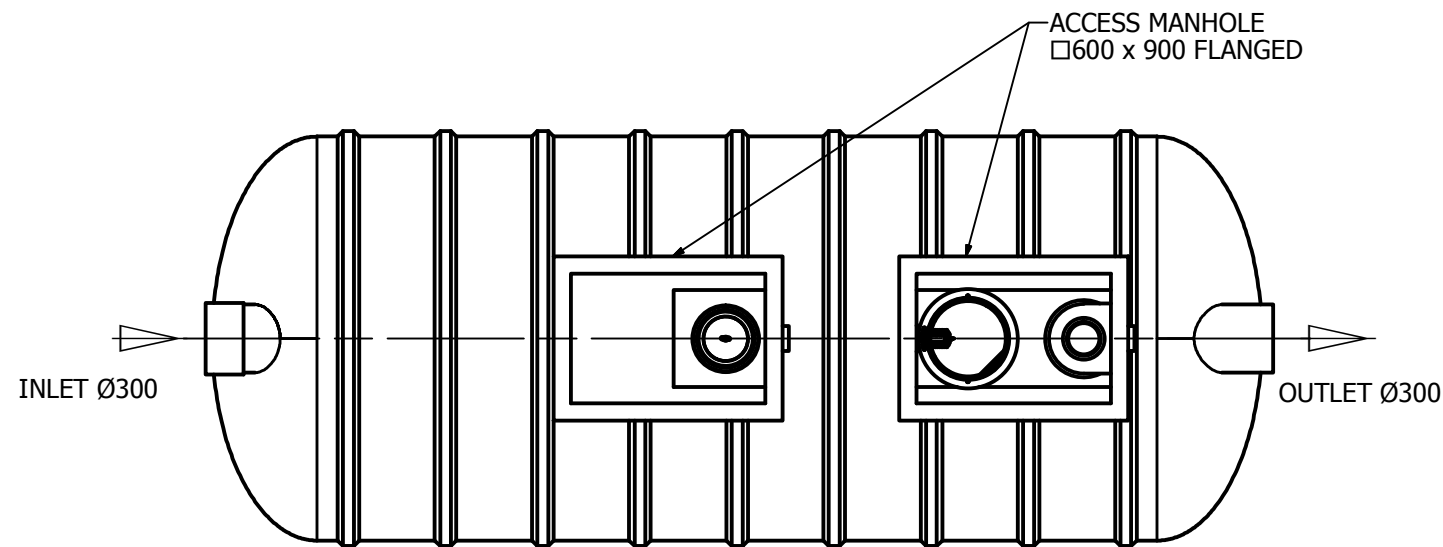
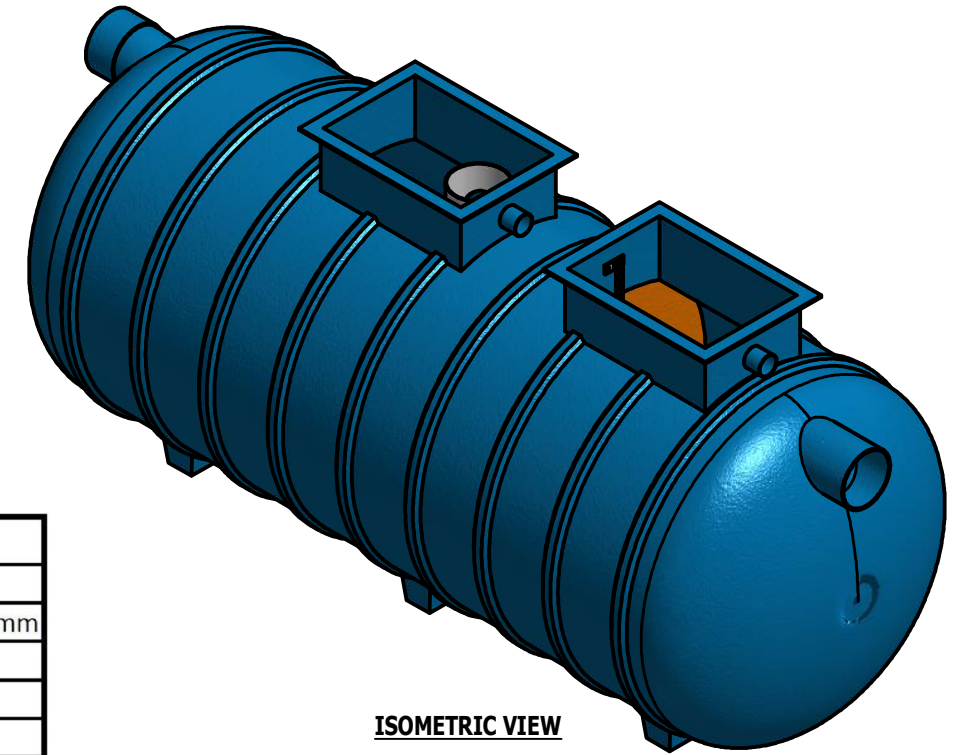


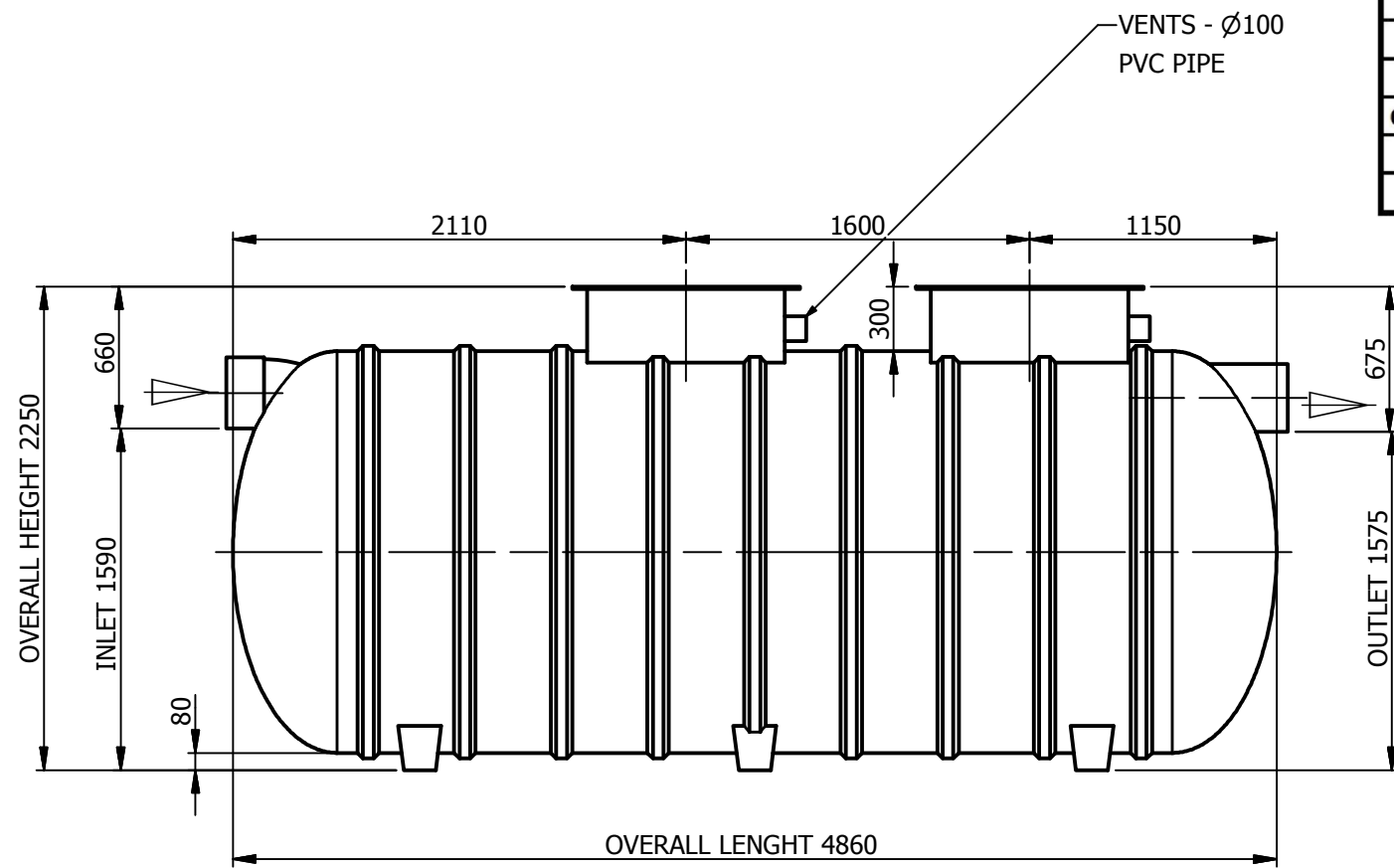
REVISION HISTORY				
REV	DESCRIPTION	DESIGNER	DATE	APPROVED
1	INITIAL RELEASE	N.G	29/09/2014	



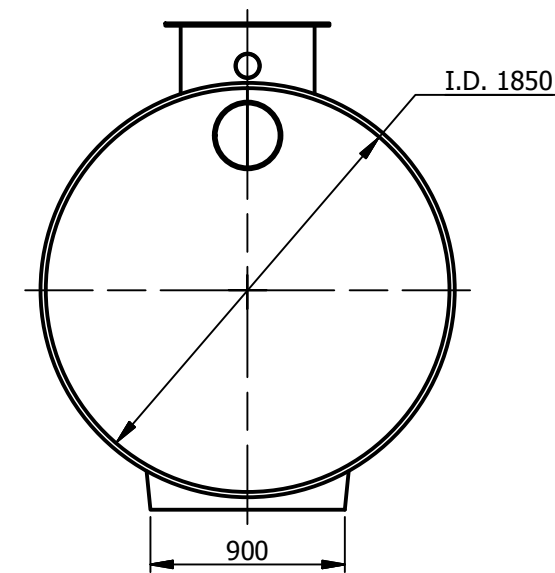
**PLAN VIEW**



Site Level Confirmation	
Finished Surface Level (FSL)	RL:
Access Cover Thickness	mm
Inlet Invert Level	RL:
Outlet Invert Level	RL:
Company:	
Name:	
Date:	



**ELEVATION VIEW**



**END VIEW**

APPROVED.....	<input type="checkbox"/>
NAME.....	
SIGNED.....	
DATE...../...../.....	

**ISSUE FOR APPROVAL**  
**NOT FOR CONSTRUCTION**

TOLERANCE: ALL DIMENSIONS 10mm UNLESS OTHERWISE STATED.

CLIENT:

DISTRIBUTOR :

CONFIDENTIAL - The drawings must not be disclosed to any third parties without written permission from SPEL Environmental Sydney. Unauthorised disclosure may result in prosecution.  
© SPEL Environmental - This drawing is the property of SPEL Environmental ABN: 83 151 832 629 and is subject to return on demand. It is submitted for the use only in connection with the proposal and contracts of SPEL Environmental with the expressed conditions that it is not to be reproduced or copied in any form. This data must only be used in accordance with our standard terms and conditions.  
© Copyright  
SPEL Environmental accepts no responsibility for any loss or damage resulting from any person acting on this information. The details and dimensions contained in this document may change, please check with SPEL Environmental for confirmation of current specifications.

Drawn	Date
N.G	29/09/2014
Check	Date
Verified	Date
Approved	Date
Request No.	
RN1072	

**SPEL**  
ENVIRONMENTAL  
INTEGRATED WATER SOLUTIONS

100 Silverwater Road Silverwater NSW 2128  
PH: 1300 773 500 | E: sales@spel.com.au  
www.spel.com.au

PROJECT :			
TITLE SPEL PURCEPTOR P.030.C1.2C.A.300.PVC GENERAL ARRANGEMENT			
SCALE	N.T.S	SIZE	A3
SHEET	1	REV	1
CUSTOMER CODE :	DWG No. SP15-PC1780-S		

D:\Vault\Working Folder\Designs\SPEL\PRODUCTS\PURCEPTOR\300 Series\P.030.C1.2C.STANDARD\A\SP15-PC1780-S.dwg