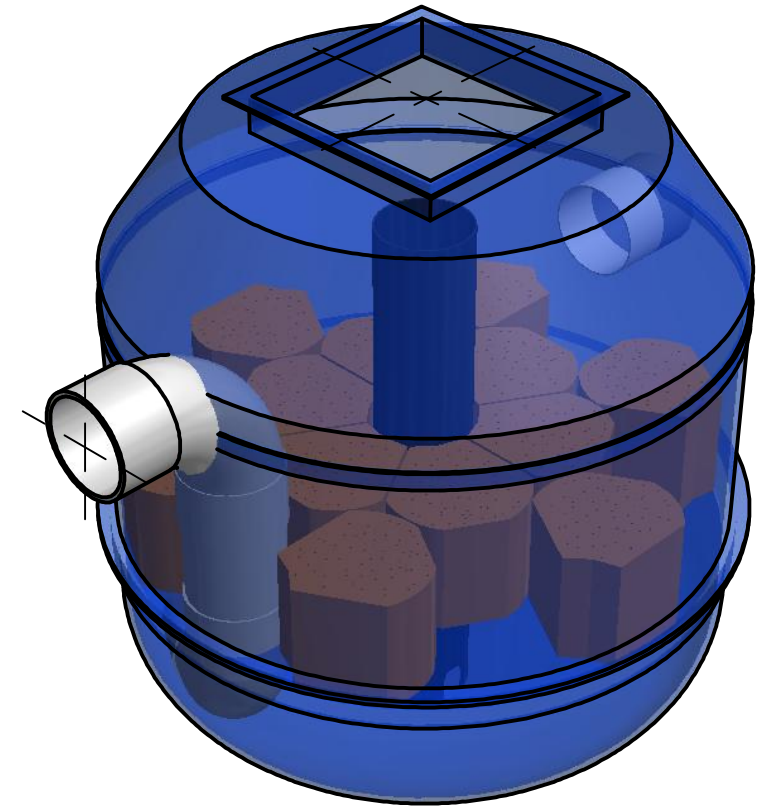
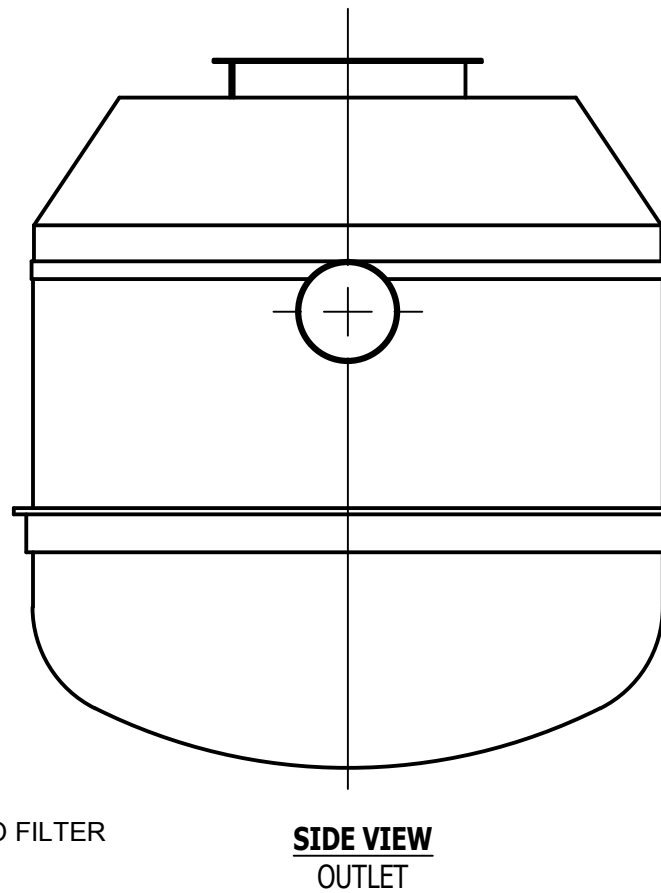
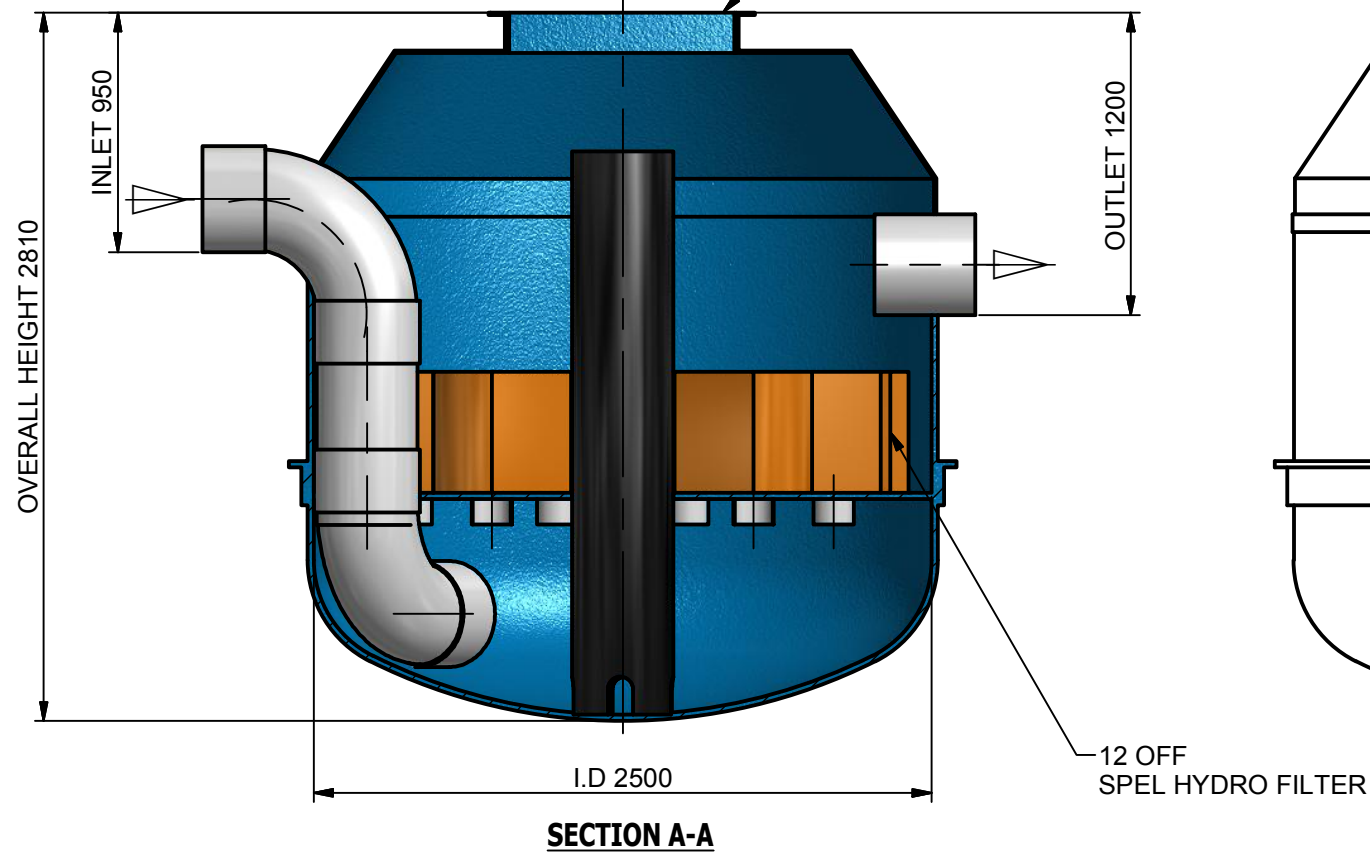
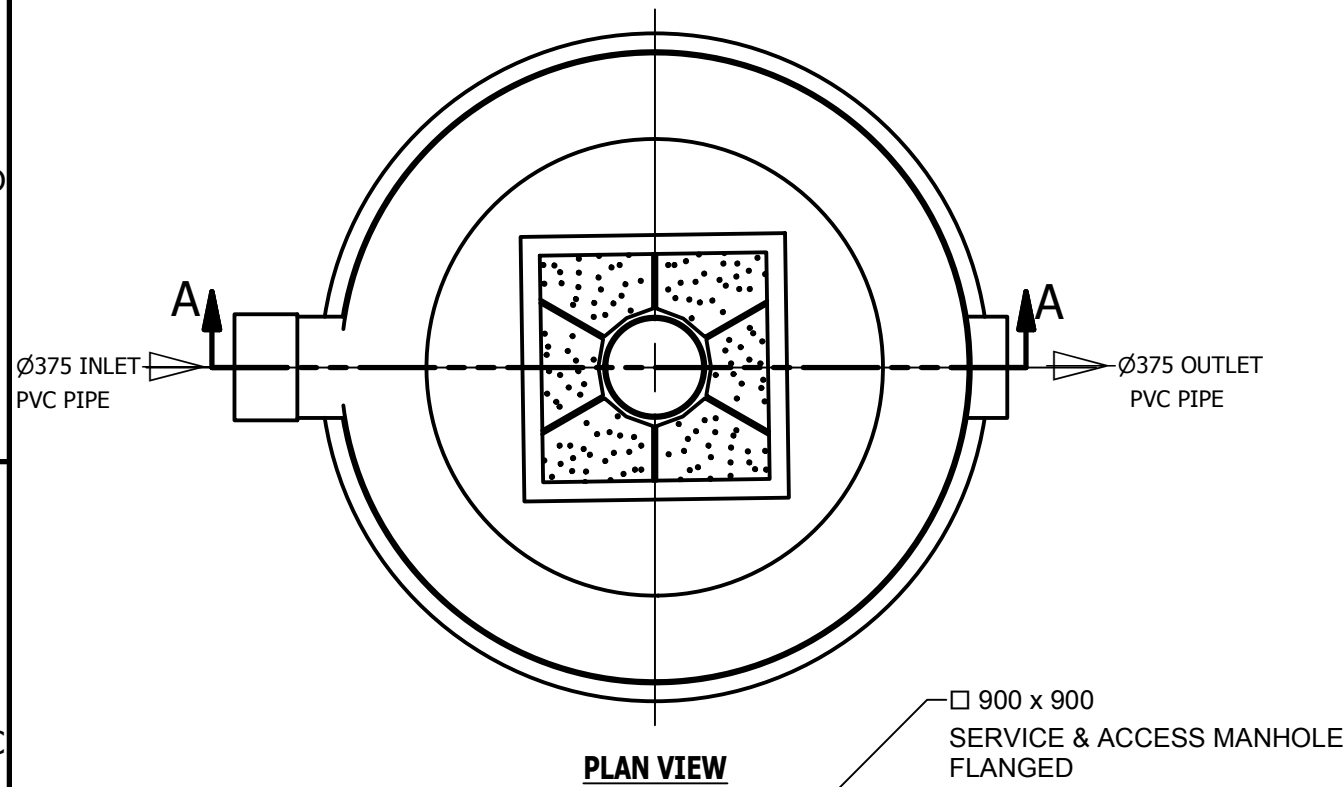


REVISION HISTORY				
REV	DESCRIPTION	DESIGNER	DATE	CHECKED BY
1	INITIAL DESIGN	M.M.	22/10/2014	

Site Level Confirmation	
Finished Surface Level (FSL) RL:	
Access Cover Thickness	mm
Inlet Invert Level RL:	
Outlet Invert Level RL:	
Company:	
Name:	
Date:	



APPROVED.....

NAME.....

SIGNED.....

DATE...../...../.....

ISSUE FOR APPROVAL
NOT FOR CONSTRUCTION

TOLERANCE: ALL DIMENSIONS 10mm UNLESS OTHERWISE STATED.

CLIENT:

DISTRIBUTOR :

CONFIDENTIAL - The drawings must not be disclosed to any third parties without written permission from SPEL Environmental Sydney. Unauthorised disclosure may result in prosecution.
 © SPEL Environmental - This drawing is the property of SPEL Environmental ABN: 83 151 832 629 and is subject to return on demand. It is submitted for the use only in connection with the proposal and contracts of SPEL Environmental with the expressed conditions that it is not to be reproduced or copied in any form. This data must only be used in accordance with our standard terms and conditions.
 © Copyright
 SPEL Environmental accepts no responsibility for any loss or damage resulting from any person acting on this information. The details and dimensions contained in this document may change, please check with SPEL Environmental for confirmation of current specifications.

Drawn	Date
M.M.	22/10/2014
Check	Date
Verified	Date
Approved	Date
Request No.	
D20768	

SPEL
ENVIRONMENTAL
INTEGRATED WATER SOLUTIONS

100 Silverwater Road Silverwater NSW 2128
PH: 1300 773 500 | E: sales@spel.com.au
www.spel.com.au

PROJECT : STANDARD DRAWING PROJECT :			
TITLE SPEL HYDROSYSTEM 2500 HS.2500.FG.375 FRP TANK 2500 DIA.- 12 FILTER CARTRIDGES GENERAL ARRANGEMENT			
SCALE	N.T.S	SIZE	A3
SHEET	1	REV	1
CUSTOMER CODE :		DWG No. SP14-HY9630-P	

D:\Vault\Working Folder\Designs\SPEL\PRODUCTS\HYDROSYSTEM\2500 - SERIES\SP14-HY9630-P.dwg