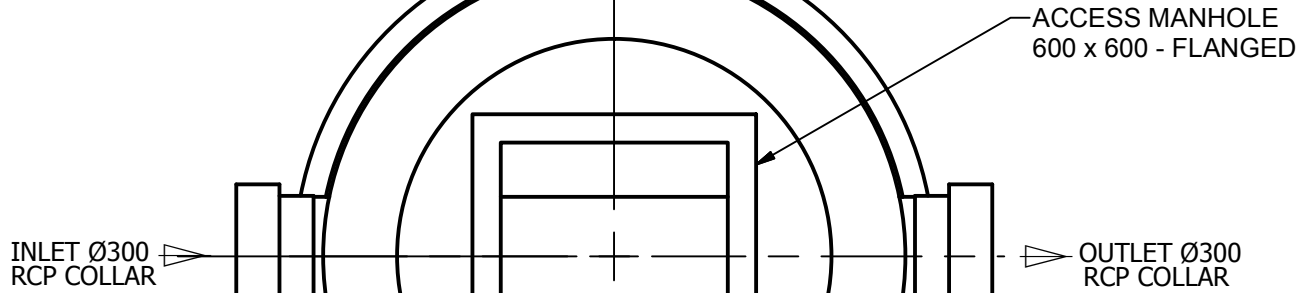
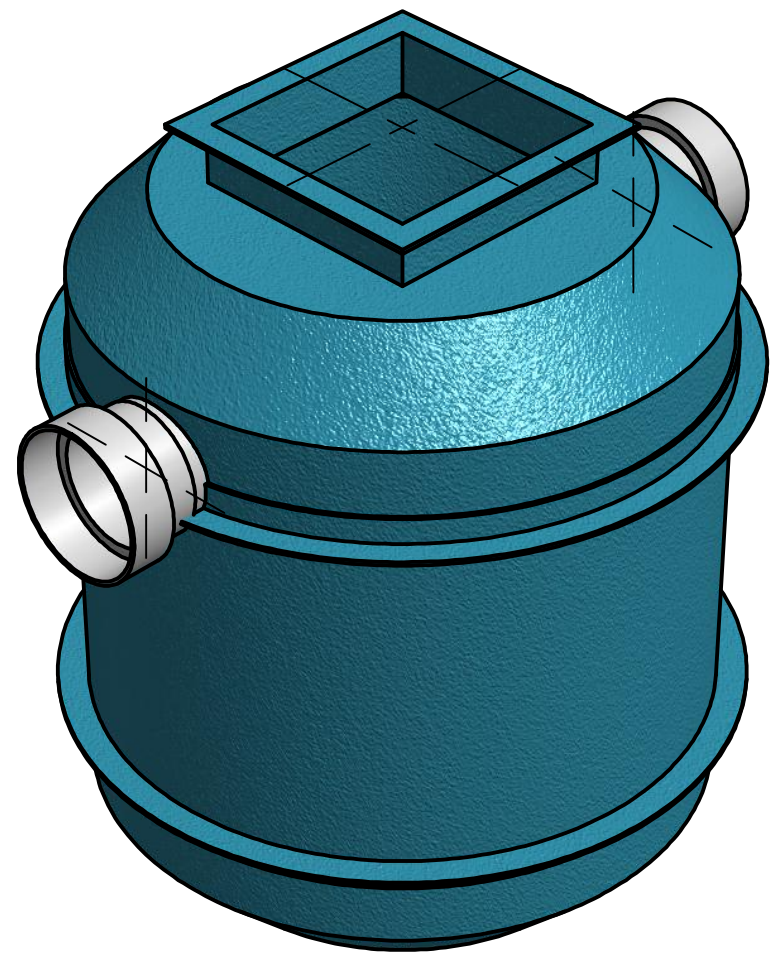


REVISION HISTORY				
REV	DESCRIPTION	BY	DATE	CHECKED BY
1	INITIAL RELEASE	M.M.	11/06/2015	



Site Level Confirmation	
Finished Surface Level (FSL)	RL:
Access Cover Thickness	mm
Inlet Invert Level	RL:
Outlet Invert Level	RL:
Company:	
Name:	
Date:	



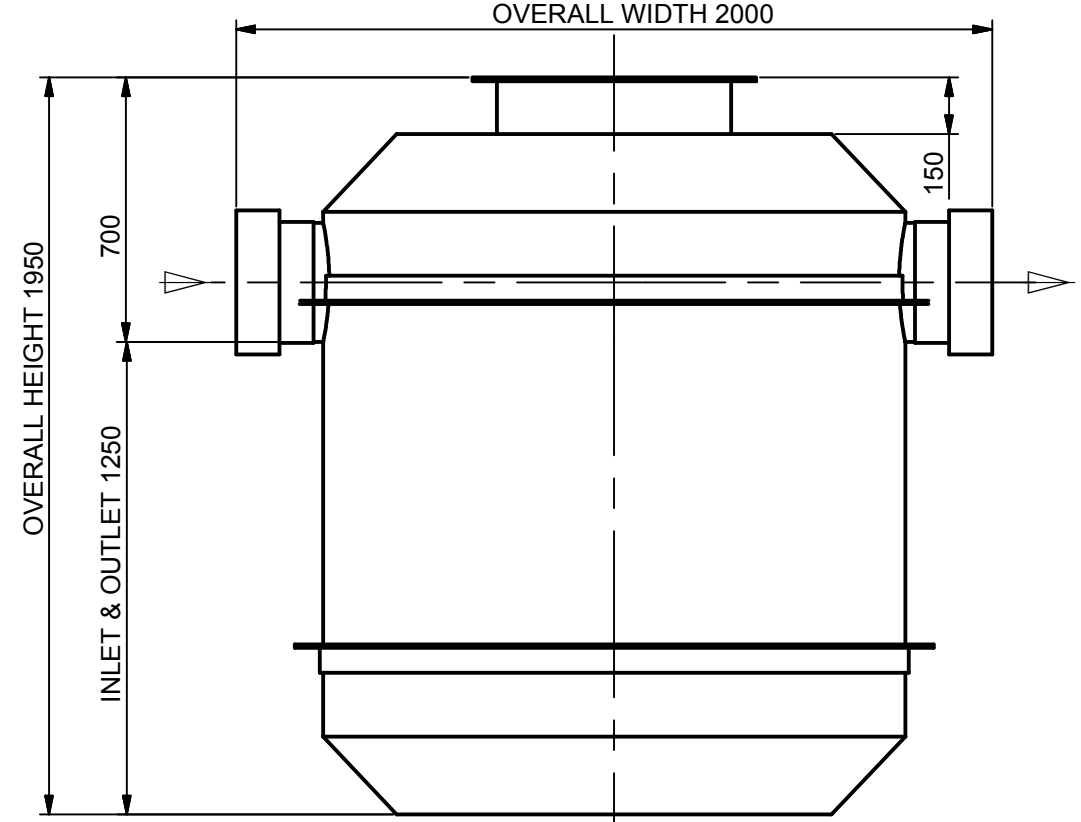
ISOMETRIC VIEW

APPROVED.....	<input type="checkbox"/>
NAME.....	
SIGNED.....	
DATE...../...../.....	

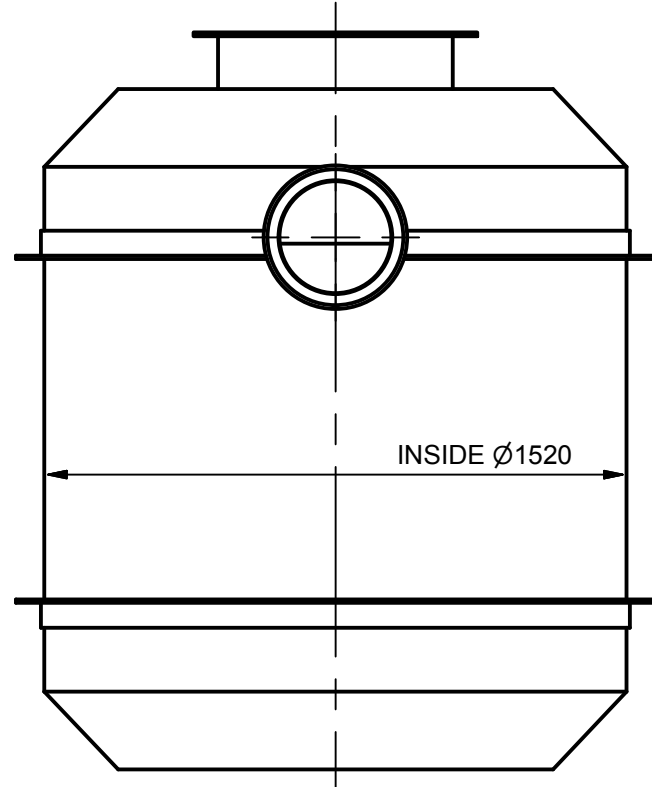
ISSUE FOR APPROVAL
NOT FOR CONSTRUCTION

PLAN VIEW

OVERALL WIDTH 2000



ELEVATION VIEW



**END VIEW
OUTLET**

TOLERANCE: ALL DIMENSIONS 10mm UNLESS OTHERWISE STATED.

CLIENT:

DISTRIBUTOR :

CONFIDENTIAL - The drawings must not be disclosed to any third parties without written permission from SPEL Environmental Sydney. Unauthorised disclosure may result in prosecution.
© SPEL Environmental - This drawing is the property of SPEL Environmental ABN: 83 151 832 629 and is subject to return on demand. It is submitted for the use only in connection with the proposal and contracts of SPEL Environmental with the expressed conditions that it is not to be reproduced or copied in any form. This data must only be used in accordance with our standard terms and conditions.
© Copyright
SPEL Environmental accepts no responsibility for any loss or damage resulting from any person acting on this information. The details and dimensions contained in this document may change, please check with SPEL Environmental for confirmation of current specifications.

Drawn	Date
M.M.	11/06/2015
Check	Date
Verified	Date
Approved	Date
Request No.	
RN1667	

SPEL
ENVIRONMENTAL
INTEGRATED WATER SOLUTIONS

100 Silverwater Road Silverwater NSW 2128
PH: 1300 773 500 | E: sales@spel.com.au
www.spel.com.au

PROJECT :			
TITLE			
SPEL ECOCEPTOR 1500 SERIES - E.240/153030.RCP GENERAL ARRANGEMENT			
SCALE	SIZE	SHEET	REV
N.T.S	A3	1	1
CUSTOMER CODE :		DWG No.	
		SP15-EC7520-S	

D:\Vault\Working\Folder\Designs\SPEL\PRODUCTS\ECOCEPTOR\2000_Series\E.240-153030.RCP\STANDARD\SP15-EC7520-S.dwg